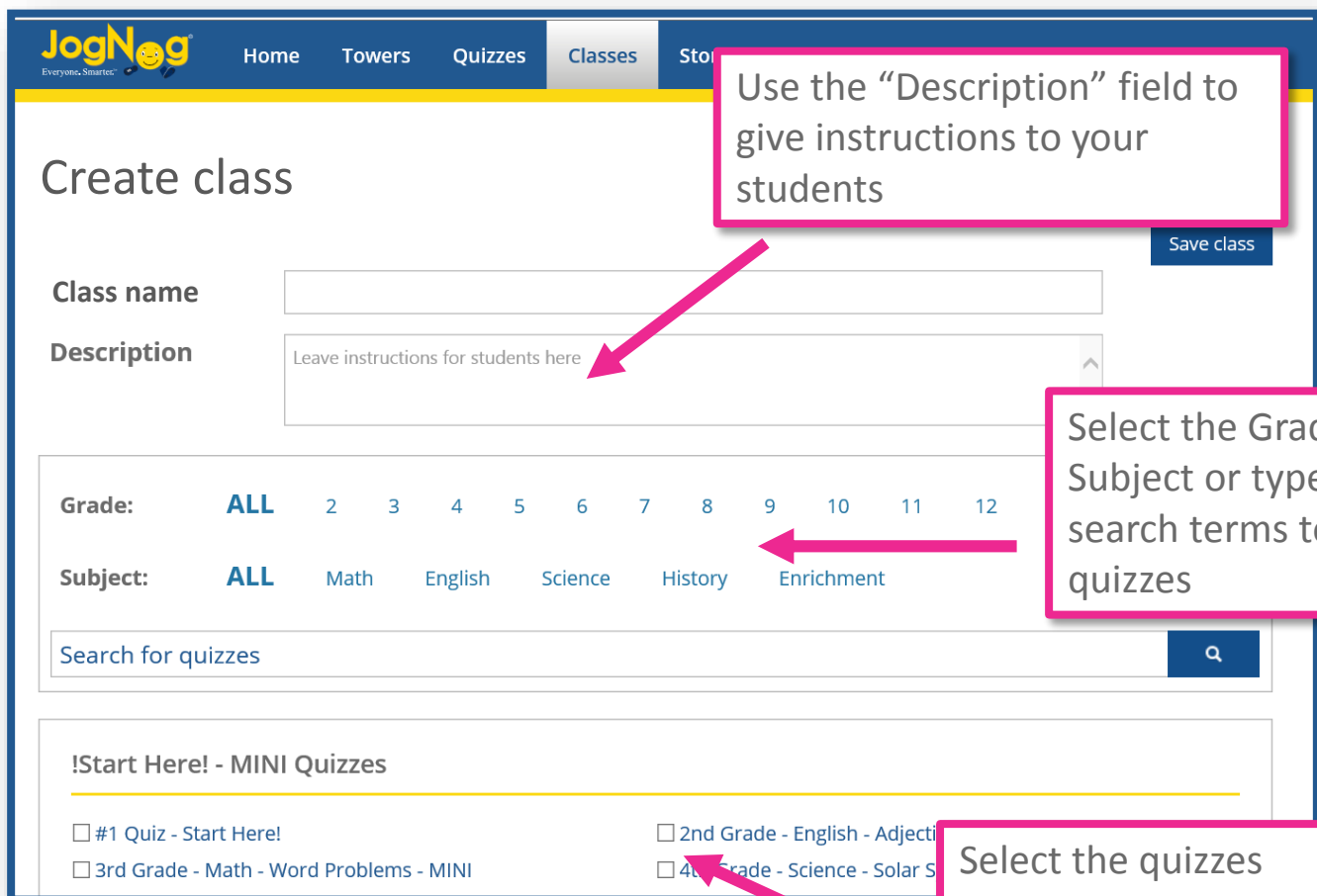


Create classes

- Create a JogNog class
- Assign quizzes to your students
- Set due dates
- Hide quizzes to simplify reports

1

Go to the CLASSES tab on www.JogNog.com and click “Create class”



The screenshot shows the 'Create class' page on the JogNog website. The navigation bar includes 'Home', 'Towers', 'Quizzes', 'Classes', and 'Stores'. The 'Classes' tab is active. The page title is 'Create class'. There is a 'Save class' button in the top right. The form includes a 'Class name' field and a 'Description' field with the placeholder text 'Leave instructions for students here'. Below these are two rows of selection buttons: 'Grade' (ALL, 2, 3, 4, 5, 6, 7, 8, 9, 10, 11, 12) and 'Subject' (ALL, Math, English, Science, History, Enrichment). A search bar labeled 'Search for quizzes' is present. At the bottom, there is a section titled '!Start Here! - MINI Quizzes' with a list of quiz options, each with a checkbox: '#1 Quiz - Start Here!', '3rd Grade - Math - Word Problems - MINI', '2nd Grade - English - Adjecti...', and '4th Grade - Science - Solar S...'. Three callout boxes with pink borders and arrows provide instructions: one points to the 'Classes' tab, one points to the 'Description' field, one points to the 'Grade' and 'Subject' buttons, and one points to the quiz selection checkboxes.



Contact us at support@jognog.com with any questions

2 Invite students to join your class

To have students join your class, ask them to:

- 1 Sign in or sign up on JogNog
- 2 Go to Home
- 3 Enter this class code in the "Join class" box **TSCR7FY**
- 4 Click the "Join class" button

Students can enter the class code on the HOME page to join your class

3 Manage your classes and set assignment due dates

Class management interface showing a table of classes and an 'Action' dropdown menu.

Class	Code	First score*	Last score*	Teacher	Reports	Action
!!Ecosystems	R8SFYHK	69%	100%	JogNogTeacher	Reports	Action
3rd Grade Block C	A7IZVH1	82%	84%	JogNogTeacher	Reports	Action
3rd Grade Math				JogNogTeacher	Reports	Action
Literature with hints	7GKHKAR	100%	100%	JogNogTeacher	Reports	Action

Click Action

Click "Due dates / hide quizzes"

- Manage students
- Add quizzes
- Remove quizzes
- Due dates / hide quizzes
- Delete class
- Rename class

4





Set a due date or hide a quiz in your class

Hide a quiz when you don't want to see it in your class or grade book. Note: students may still access a hidden quiz outside of the class.

Due dates / hide quizzes

Block B - Biology
Hide quizzes from students and in grade book view

Hide ▾ Due Date ▾ Quiz ▾

<input type="checkbox"/>		Cell Functions
<input type="checkbox"/>		Cell Functions
<input type="checkbox"/>		Changes in Eco
<input type="checkbox"/>		Changes In Eco

Click on calendar icon to set the date the quiz is due

Set due date

March 2015


Su	Mo	Tu	We	Th	Fr	Sa
1	2	3	4	5	6	7
8	9	10	11	12	13	14
15	16	17	18	19	20	21
22	23	24	25	26	27	28
29	30	31				


OK Cancel

5

Students will see the due dates on their home page

A Block Science

 **Modern Genetics**
Due: Saturday, September 20, 2014

 **Structure and Function of Plants**
Due: Monday, September 29, 2014

Overdue assignments show up in red

Congratulations!



Your students can now see all the quizzes that you have assigned and are reminded when they are due. If you have a teacher subscription then all your students get free access.